

District Information

TITONKA

Select Your School District:

TITONKA



Property Tax Summary

General Fund	Tax Rate	Rank	Taxes Levied	Rank
Uniform Levy Rate	\$ 5.4000	1	\$ 351,346	345
Additional Levy Rate	\$ 4.1478	245	\$ 269,870	347
SBRC Cash Reserve	\$ -	272	\$ -	272
Regular Cash Reserve	\$ 1.6906	72	\$ 110,000	221
Educational Improvement Program	\$ -	6	\$ -	6
ISL Property Rate	\$ 0.2971	187	\$ 19,329	262
Use of Fund Balance to Reduce Levy	\$ -	1	\$ -	1
Total General Fund Levy	\$ 11.5355	232	\$ 750,545	348

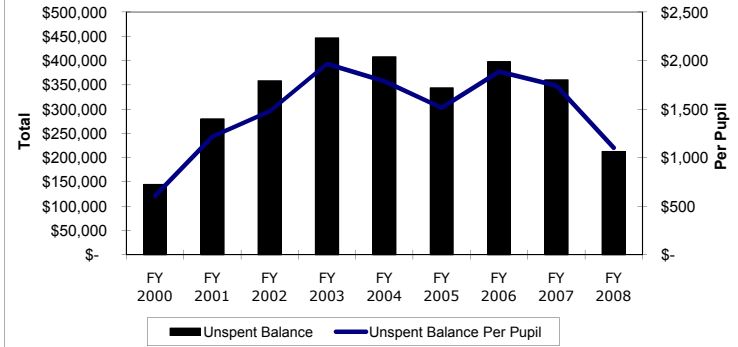
Non-General Fund	Tax Rate	Rank	Taxes Levied	Rank
Management Levy	\$ 1.1988	81	\$ 78,000	291
Amana Library Levy	\$ -	1	\$ -	1
Voted PPEL Levy	\$ 0.6700	153	\$ 43,848	204
Regular PPEL Levy	\$ 0.3300	1	\$ 21,597	318
Total PPEL Levy	\$ 1.0000	145	\$ 65,445	261
Playground Levy	\$ 0.1350	1	\$ 8,784	18
Debt Service Levy	\$ 2.3092	44	\$ 151,127	147
Total Non-General Fund Levies	\$ 4.6430	27	\$ 303,356	244

Total Property Tax Rate & Dollars Levied	\$ 16.1785	95	\$ 1,053,901	337
---	-------------------	-----------	---------------------	------------

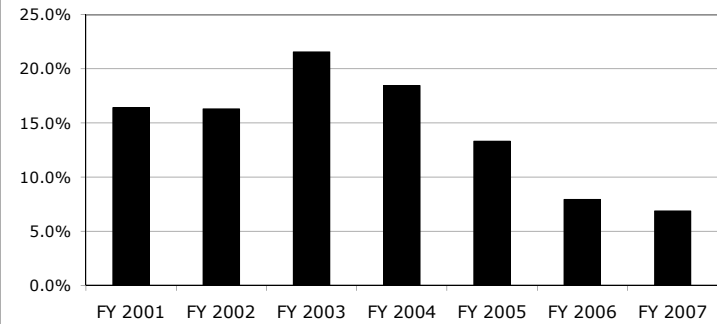
Property Valuation Information	Total	Rank	Per Pupil	Rank
Net Property Value with G&E	\$ 65,063,982	345	\$ 371,794	54
TIF Value	\$ 381,470	251	\$ 2,180	230
Total Property Value with TIF	\$ 65,445,452	345	\$ 373,974	64
TIF Value as % of Total Value	0.59%	241		

Income Surtax Information	Rate	Dollars	Rank
ISL Income Surtax Rate	10.00%	\$ 68,616	262
PPEL Income Surtax Rate	0.00%	\$ -	87
Total Income Surtax Rate	10.00%	\$ 68,616	280

Unspent Budget Authority

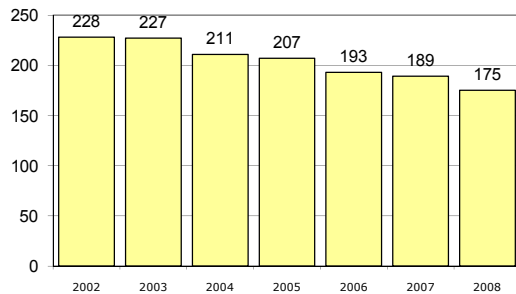


Solvency Ratio



TITONKA

Headcount Enrollment



New Money Summary

