

District Information

WODEN-CRYSTAL LAKE

Select Your School District:

WODEN-CRYSTAL LAKE



Property Tax Summary

General Fund	Tax Rate	Rank	Taxes Levied	Rank
Uniform Levy Rate	\$ 5.4000	1	\$ 343,036	347
Additional Levy Rate	\$ 3.4750	320	\$ 220,749	355
SBRC Cash Reserve	\$ 4.3896	1	\$ 278,850	51
Regular Cash Reserve	\$ -	298	\$ -	298
Educational Improvement Program	\$ -	6	\$ -	6
ISL Property Rate	\$ 0.0309	320	\$ 1,961	332
Use of Fund Balance to Reduce Levy	\$ -	1	\$ -	1
<b>Total General Fund Levy</b>	<b>\$ 13.2955</b>	<b>104</b>	<b>\$ 844,597</b>	<b>340</b>

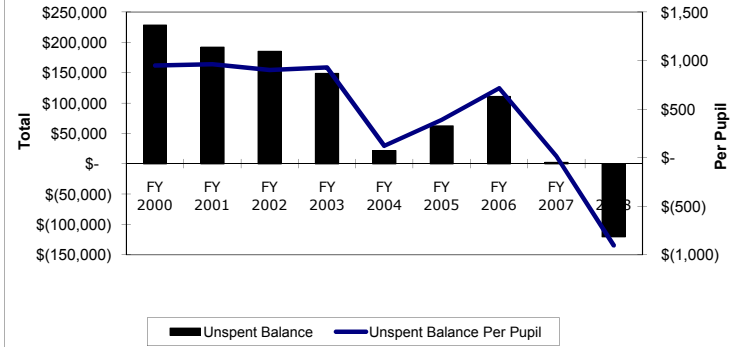
Non-General Fund	Tax Rate	Rank	Taxes Levied	Rank
Management Levy	\$ 1.3223	58	\$ 84,000	280
Amana Library Levy	\$ -	1	\$ -	1
Voted PPEL Levy	\$ 0.6700	78	\$ 42,562	207
Regular PPEL Levy	\$ -	336	\$ -	336
<b>Total PPEL Levy</b>	<b>\$ 0.6700</b>	<b>191</b>	<b>\$ 42,562</b>	<b>305</b>
Playground Levy	\$ -	19	\$ -	19
Debt Service Levy	\$ -	196	\$ -	196
<b>Total Non-General Fund Levies</b>	<b>\$ 1.9923</b>	<b>219</b>	<b>\$ 126,562</b>	<b>330</b>

<b>Total Property Tax Rate &amp; Dollars Levied</b>	<b>\$ 15.2878</b>	<b>134</b>	<b>\$ 971,159</b>	<b>342</b>
---	-------------------	------------	-------------------	------------

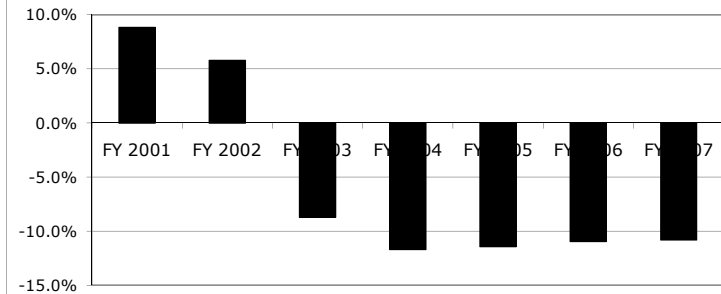
Property Valuation Information	Total	Rank	Per Pupil	Rank
Net Property Value with G&E	\$ 63,525,247	347	\$ 463,688	20
TIF Value	\$ -	267	\$ -	267
Total Property Value with TIF	\$ 63,525,247	347	\$ 463,688	23
TIF Value as % of Total Value	0.00%	267		

Income Surtax Information	Rate	Dollars	Rank
ISL Income Surtax Rate	14.00%	\$ 71,437	258
PPEL Income Surtax Rate	0.00%	\$ -	87
<b>Total Income Surtax Rate</b>	<b>14.00%</b>	<b>\$ 71,437</b>	<b>276</b>

Unspent Budget Authority

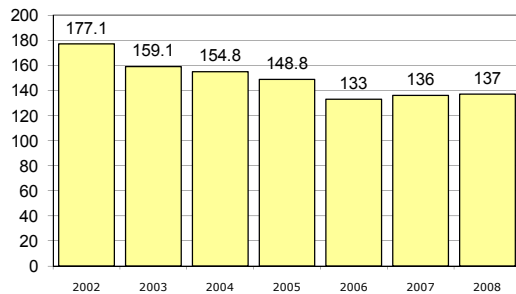


Solvency Ratio



WODEN-CRYSTAL LAKE

Headcount Enrollment



New Money Summary

